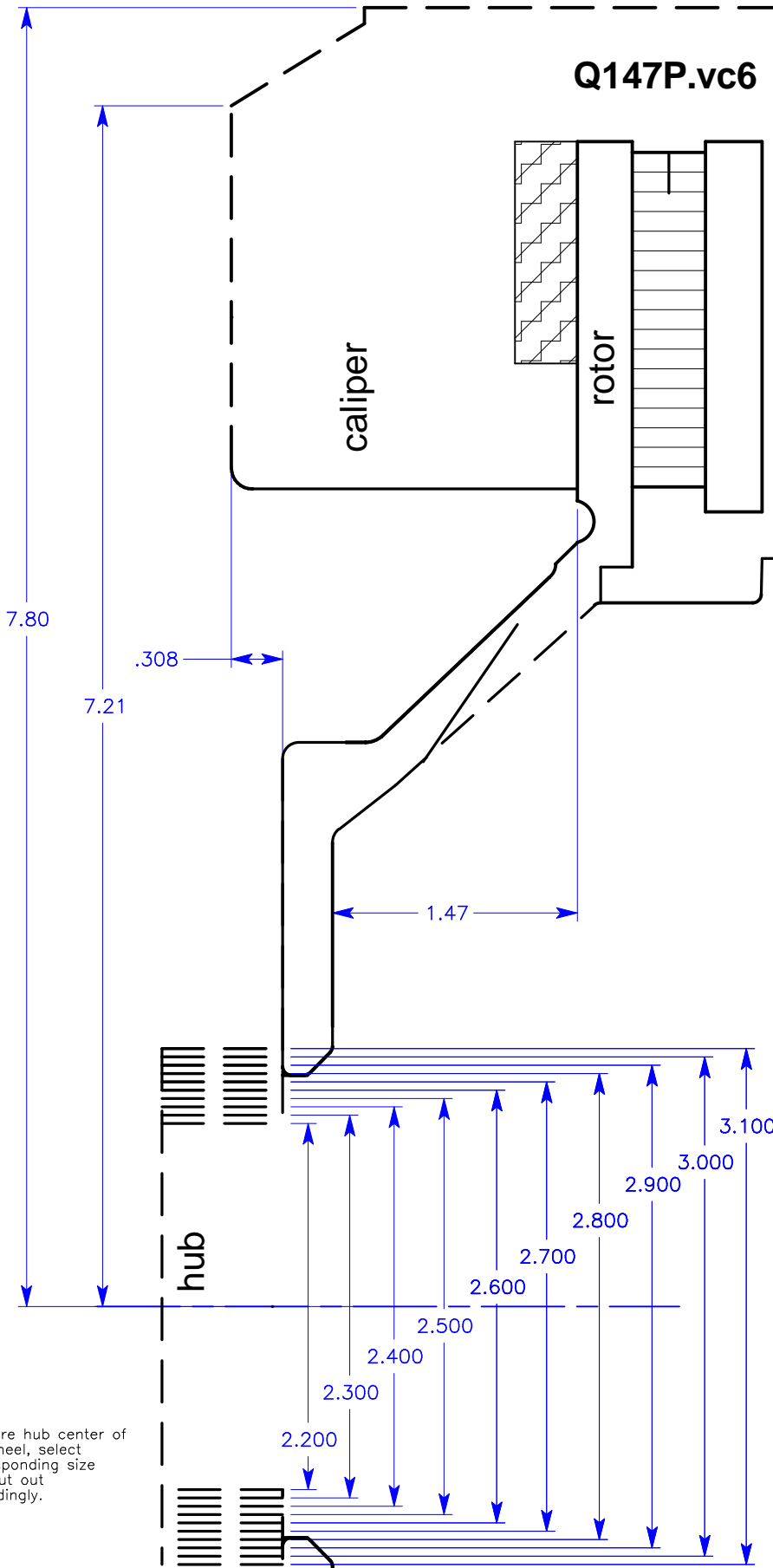




Q155P.vc6

BAER 6PRO 14"

Q147P.vc6



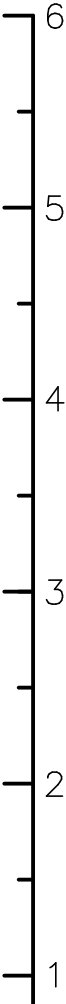
Because of the abundance of wheel companies and styles, it is impossible for Baer Racing to guarantee fit of their brake systems into a specific wheel style and/or manufacturer. To aid in determining for yourself if your wheels are likely to fit around a specific Baer Racing brake upgrade, we supply this brake system template. To use this template to determine fit, follow these simple instructions.

Warning!

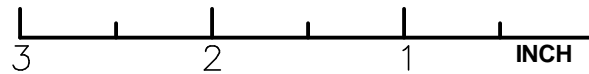
Although these templates are provided to scale, fax and copy machines are notorious for reducing or enlarging images slightly. If you received this template by any method other than getting an original through the mail, you must measure both the horizontal and vertical scales to determine the accuracy of the template.

Instructions

- * After measuring to ensure the template is still to scale, glue the template to a piece of cardboard or heavy construction paper.
- * Measure the diameter of the center hub opening of your wheel to determine which sets of lines are accurate for your car.
- * Accurately cut the template along the dashed lines, using the center hub lines that most closely correspond to your wheel's center hub opening.
- * Place the template inside your wheel with cut edge flat against the mounting surface of the wheel and with the center hub section of the template centered in the hub opening of the wheel.
- * There must be at least 0.100 in. clearance between the caliper and the wheel at every point. If there is adequate radial clearance, but not enough facial clearance, you may place something between the wheel mounting pad and the template to mimic a spacer. If this is required, note the width of the spacer and be sure to order the proper spacers at the same time you order your brake system.
- * This template should be used as a guideline. Wheels that show minimum clearance should be verified with actual brake components whenever possible.



Use a ruler to see if the fax has **ENLARGED** or **reduced** the scale.



Measure hub center of the wheel, select corresponding size and cut out accordingly.